

Small Signal Product

Surface Mount Schottky Barrier Diode

FEATURES

- Designed for mounting on small surface
- Extremely thin/leadless package
- Low capacitance
- Low forward voltage drop
- Packing code with suffix "G" means green compound (halogen-free)



0603-B



MECHANICAL DATA

- Case: 0603-B
- Terminal: Gold plated, solderable per MIL-STD-750, method 2026
- Polarity : Indicated by cathode band
- Weight : 0.003 g (approximately)
- Marking code: BA

MAXIMUM RATINGS AND ELECTRICAL CHARACTERISTICS (T _A =25°C unless otherwise noted)			
PARAMETER	SYMBOL	VALUE	UNIT
Repetitive Peak Reverse Voltage	V _{RRM}	35	V
DC Reverse Voltage	V _R	30	V
Average Forward Current	I _O	200	mA
Peak Forward Surge Current 8.3 ms Single Half Sine-Wave Superimposed on Rate Load	I _{FSM}	1.0	A
Power Dissipation	P _d	150	mW
Forward Voltage @ I _F =200mA	V _F	0.5	V
Reverse Leakage Current V _R =10V	I _R	30	μA
Junction Temperature	T _J	-40 to +125	°C
Storage Temperature	T _{STG}	-40 to +125	°C

Small Signal Product

RATINGS AND CHARACTERISTICS CURVES

($T_A=25^\circ\text{C}$ unless otherwise noted)

Fig.1 Forward Characteristics

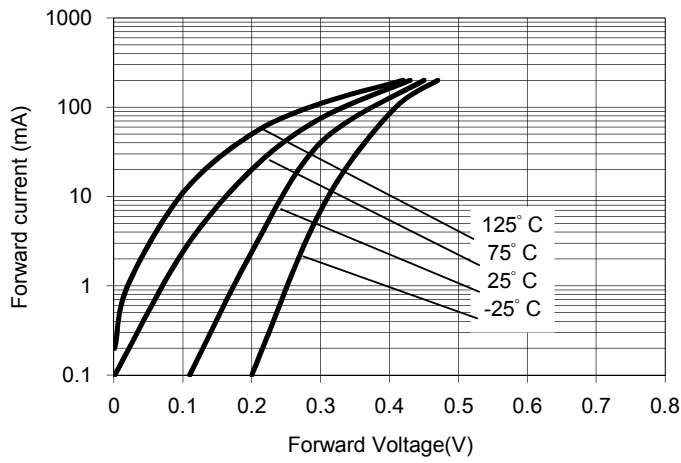


Fig. 2 Reverse Characteristics

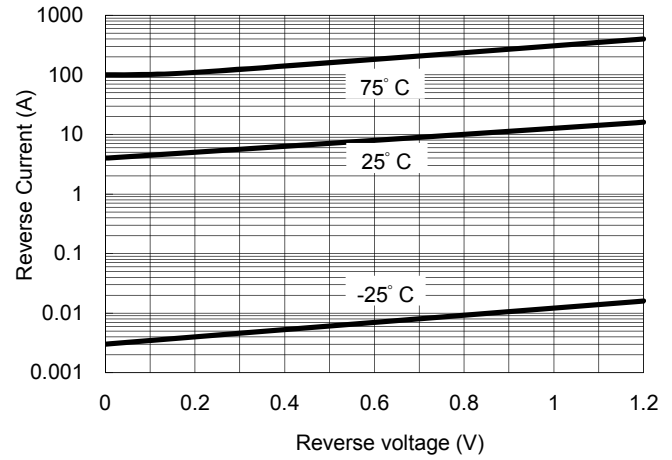
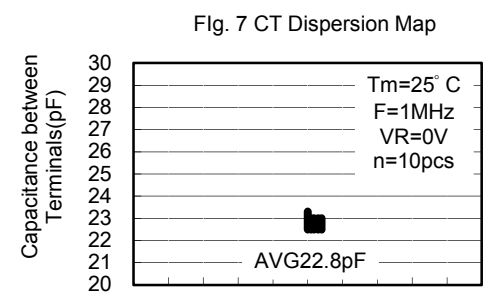

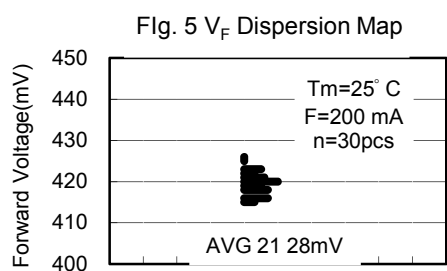
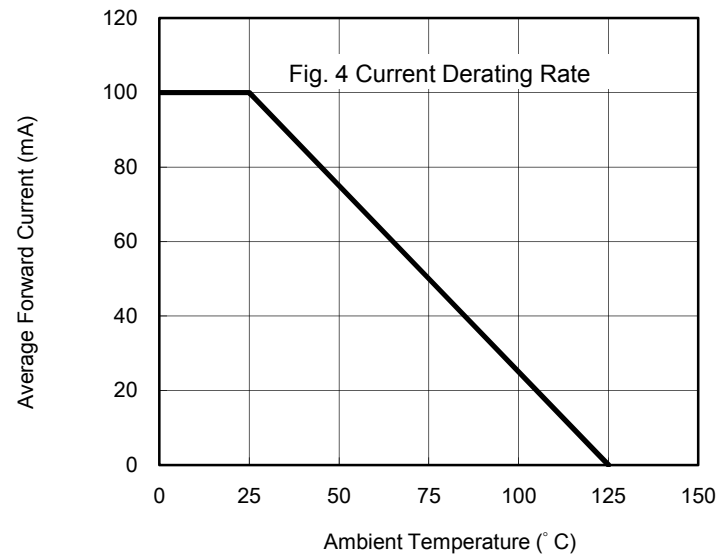
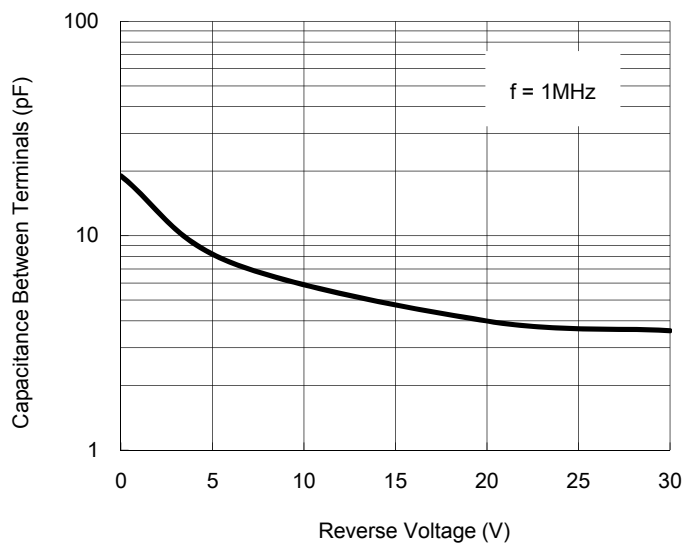


Fig. 3 Capacitance Between Terminals Characteristics



Small Signal Product

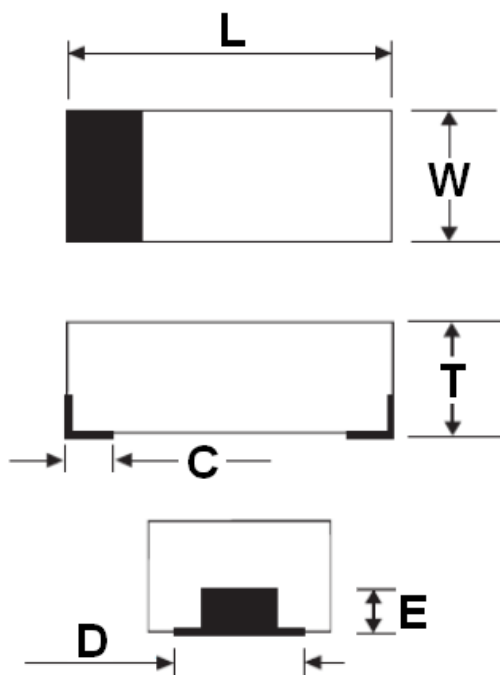
ORDERING INFORMATION					
PART NO.	PART NO. SUFFIX (Note 1)	PACKING CODE	PACKING CODE SUFFIX	PACKAGE	PACKING
TSS0230LU	-xx	R4	G	0603-B	4K / 7" Reel

Note 1: Part No. Suffix „-xx “ would be used for special requirement

EXAMPLE					
PREFERRED P/N	PART NO.	PART NO. SUFFIX	PACKING CODE	PACKING CODE SUFFIX	DESCRIPTION
TSS0230LU R4G	TSS0230LU		R4	G	Multiple manufacture source Green compound
TSS0230LU-F0 R4G	TSS0230LU	-F0	R4	G	Defined manufacture source Green compound

PACKAGE OUTLINE DIMENSION

0603-B



DIM.	Unit (mm)			Unit (inch)		
	Min	Typ.	Max	Min	Typ.	Max
L	1.60	-	1.80	0.063	-	0.071
W	0.80	-	1.00	0.031	-	0.039
T	0.70	-	0.85	0.028	-	0.033
C	-	0.35	-	-	0.014	-
D	-	0.70	-	-	0.028	-
E	-	0.30	-	-	0.012	-

Notice

Specifications of the products displayed herein are subject to change without notice. TSC or anyone on its behalf, assumes no responsibility or liability for any errors or inaccuracies.

Information contained herein is intended to provide a product description only. No license, express or implied, to any intellectual property rights is granted by this document. Except as provided in TSC's terms and conditions of sale for such products, TSC assumes no liability whatsoever, and disclaims any express or implied warranty, relating to sale and/or use of TSC products including liability or warranties relating to fitness for a particular purpose, merchantability, or infringement of any patent, copyright, or other intellectual property right.

The products shown herein are not designed for use in medical, life-saving, or life-sustaining applications. Customers using or selling these products for use in such applications do so at their own risk and agree to fully indemnify TSC for any damages resulting from such improper use or sale.